

TLE 6214L

Smart Dual Current Sense Switch with SPI

Smart Dual Current Sense Low-Side Switch in BCD technology (SPT4) with two open drain DMOS output stages. The TLE 6214L is protected by embedded protection functions and designed for automotive applications. The output stages can be controlled directly by parallel inputs for PWM applications (e.g. oxygen probe heaters, valves, solenoids, stepper motors) or by SPI. All output stages can provide a load current proportional sense signal. Diagnosis is done by an 8-bit SPI or by one status output per channel.

	TLE6214L
Package	P-DSO-12
Technology	SPT4
Clamping voltage [V]	48 - 60
Overtemp. shutdown [°C]	170 - 200
$R_{DS(ON), max.}$ (25°C) [Ω]	0.22
Output current (nom.) [A]	2 x 2
Output current (lim.) [A]	2 x 5 / 2 x 9
Features	
Overload shutdown	y
Overload switch-off delay	y
3.3 V μ C compatible in/out	y/n
Reverse current protect	y
Standby mode	y
Parallel control	2 of 2
Daisychain	y
Overload restart/latch	l
Overtemp. restart/latch	r/l selectable
Edge shaping	y
Turn-on time [μs]	program. 5/20

Applications

- Drivers for:
 - O² probe heaters
 - Valves
 - Solenoids
 - Unipolar stepper motors

Features & Benefits

- Overload protection
- DMOS overtemperature protection
- Overvoltage protection
- Open load detection in off-mode
- Current limitation
- Low quiescent current mode
- 3.3 V μ C compatible input
- Electrostatic discharge (ESD) protection

Specific Features

- Proportional load current sense
- Programmable overload behavior
- Programmable turn-on time
- Overtemperature warning via SPI
- 8-bit SPI (for diagnosis and control)
- Short to GND detection
- Open load detection in on mode

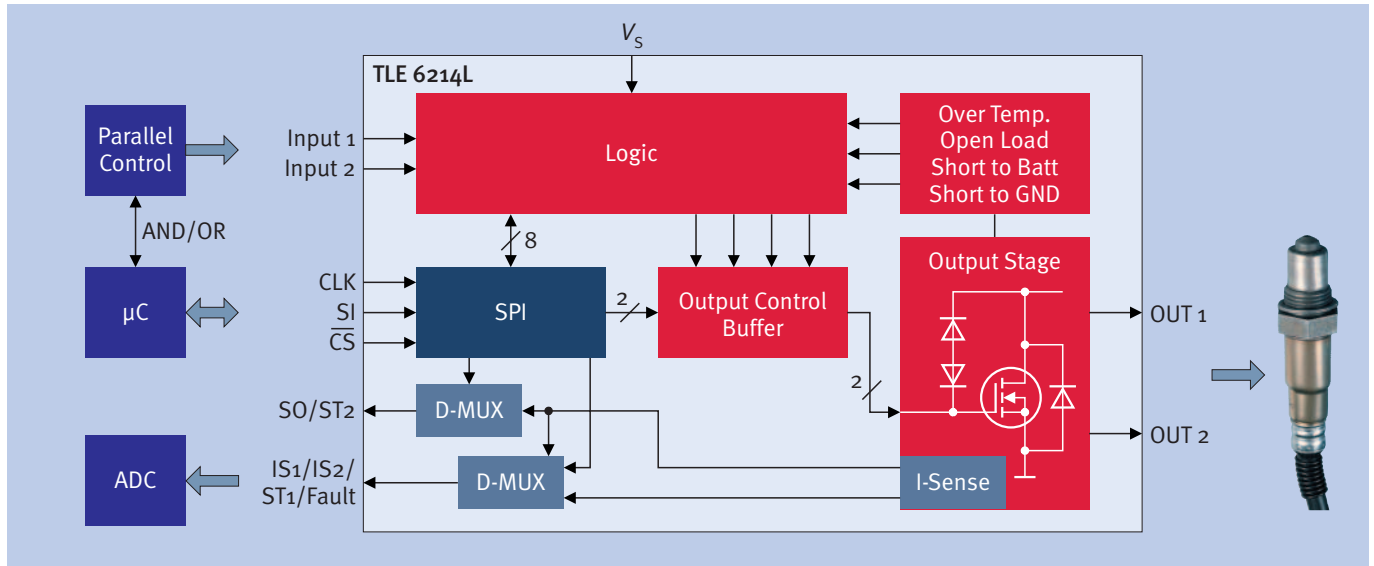
www.infineon.com/multi-channel-switches

Automotive Power

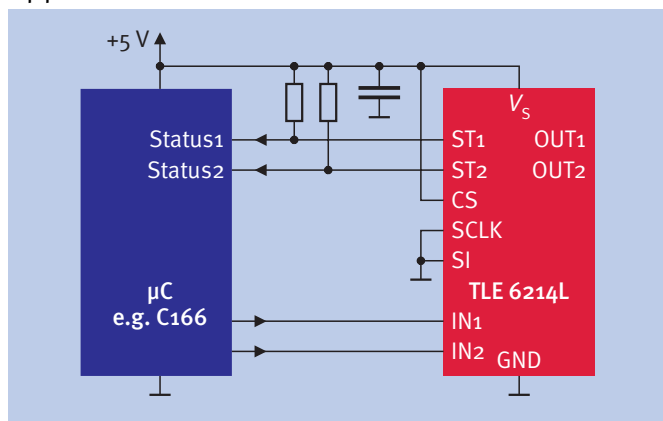


Never stop thinking.

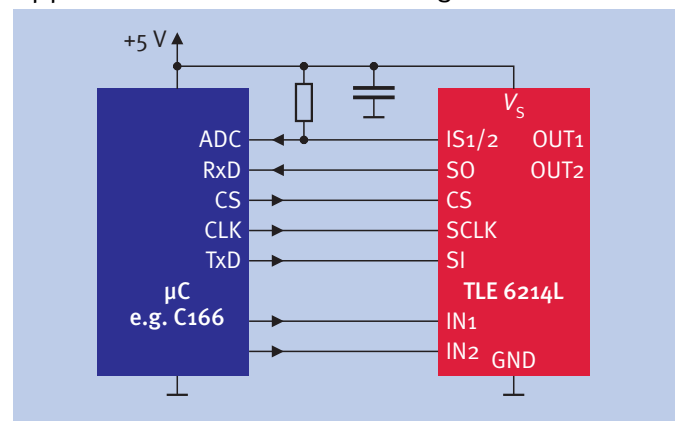
Block Diagram



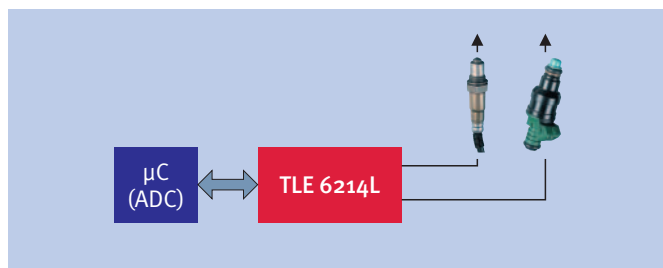
Application with Parallel Control and Status Pins



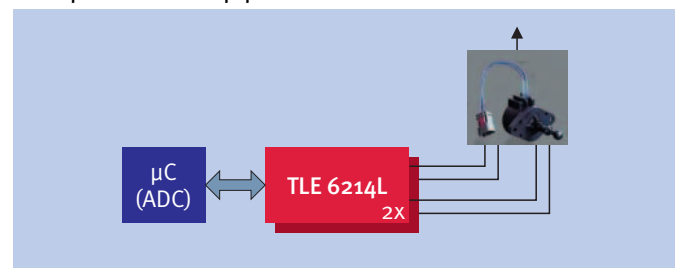
Application with SPI and Analog Current Sense



O² Probe Heater and Inductive Loads



Unipolar Stepper Motor



Type	V _S [V]	V _{DS(AZ)} max. [V]	R _{DS(ON)} typ. T _J =25°C [mΩ]	I _{D(nom.)} [A]	I _{L(lim.)} min. [A]
TLE 6214L	4.5...5.5	60	2x180	2x2	2x5/2x9

For latest data sheets and application information see:
<http://www.infineon.com/multi-channel-switches>
<http://www.infineon.com/designlink>

How to reach us:
<http://www.infineon.com>

Published by
 Infineon Technologies AG,
 St.-Martin-Strasse 53,
 D-81669 München

© Infineon Technologies AG 2004.
 All Rights Reserved.

Template: pb_tmplt.fm/4/2004-01-01

Attention please!

The information herein is given to describe certain components and shall not be considered as a guarantee of characteristics. Terms of delivery and rights to technical change reserved.

We hereby disclaim any and all warranties, including but not limited to warranties of non-infringement, regarding circuits, descriptions and charts stated herein.

Information

For further information on technology, delivery terms and conditions and prices please contact your nearest Infineon Technologies Office.

Warnings

Due to technical requirements components may contain dangerous substances. For information on the types in question please contact your nearest Infineon Technologies Office.

Infineon Technologies Components may only be used in life-support devices or systems with the express written approval of Infineon Technologies, if a failure of such components can reasonably be expected to cause the failure of that life-support device or system, or to affect the safety or effectiveness of that device or system. Life support devices or systems are intended to be implanted in the human body, or to support and/or maintain and sustain and/or protect human life. If they fail, it is reasonable to assume that the health of the user or other persons may be endangered.

Ordering No. B152-H8366-XX-7600
 Printed in Germany
 PS 01043. NB